



US008772720B2

(12) **United States Patent**
Chae et al.

(10) **Patent No.:** **US 8,772,720 B2**
(45) **Date of Patent:** **Jul. 8, 2014**

(54) **SYSTEM AND METHOD FOR MONITORING UNSATURATED ZONE GAS AND NEAR-SURFACE ATMOSPHERE IN REAL TIME BY USING ISOTOPE ANALYZER**

7,326,931 B2 * 2/2008 Frodl et al. 250/343
7,704,746 B1 4/2010 White et al.
2011/0068940 A1 3/2011 Kim et al.

FOREIGN PATENT DOCUMENTS

(75) Inventors: **Gi-Tak Chae**, Daejeon (KR); **Ki-Sung Sung**, Incheon (KR); **Jeong-Chan Kim**, Daejeon (KR)

JP 07333129 A * 12/1995 G01N 7/10
JP 8-210976 8/1996
JP 2006-133200 5/2006
JP 2006-275940 A 10/2006
JP 2008-203124 9/2008
JP 2010-243178 A 10/2010
JP 2011-064671 A 3/2011
KR 10-2011-0031665 3/2011

(73) Assignee: **Korea Institute of Geoscience and Mineral Resources (KR)**

(*) Notice: Subject to any disclaimer, the term of this patent is extended or adjusted under 35 U.S.C. 154(b) by 26 days.

* cited by examiner

(21) Appl. No.: **13/619,900**

Primary Examiner — David Porta

(22) Filed: **Sep. 14, 2012**

Assistant Examiner — Faye Boosalis

(65) **Prior Publication Data**

US 2013/0335728 A1 Dec. 19, 2013

(74) *Attorney, Agent, or Firm* — Christie, Parker & Hale, LLP

(30) **Foreign Application Priority Data**

Jun. 14, 2012 (KR) 10-2012-0063846

(57) **ABSTRACT**

(51) **Int. Cl.**
G01N 21/35 (2014.01)

Disclosed are a system and a method for monitoring unsaturated zone gas and near-surface atmosphere in real time by using an isotope analyzer. The system includes a near-surface atmosphere analyzer including a fixing member, a plurality of near-surface gas inlets, a plurality of gas transfer members communicating with the near-surface gas inlets, an analyzing member including an isotope analyzer, which analyzes an isotope of gas transferred through the gas transfer members, a channel connected to the gas transfer members and the analyzing member to select one gas transfer member and to supply gas transferred through the selected gas transfer member to the analyzing member, and a connection member connecting the channel to the analyzing member, a communication device transmitting components of the isotope output from the isotope analyzer, and a monitoring server outputting the components of the isotope transmitted from the communication device.

(52) **U.S. Cl.**
CPC **G01N 21/35** (2013.01)
USPC **250/338.1; 250/343; 356/437**

(58) **Field of Classification Search**
CPC G01N 21/35
USPC 250/338.1, 343; 356/51, 437
See application file for complete search history.

(56) **References Cited**

U.S. PATENT DOCUMENTS

5,552,775 A * 9/1996 Harley 340/628
6,486,474 B1 * 11/2002 Owen et al. 250/339.02

16 Claims, 4 Drawing Sheets

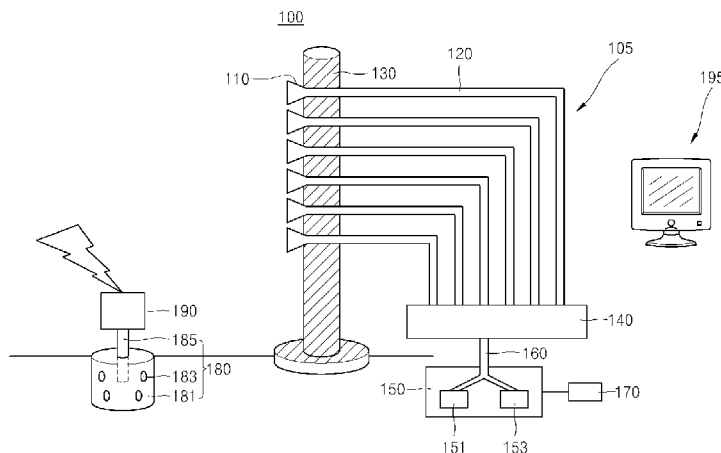


Fig.1

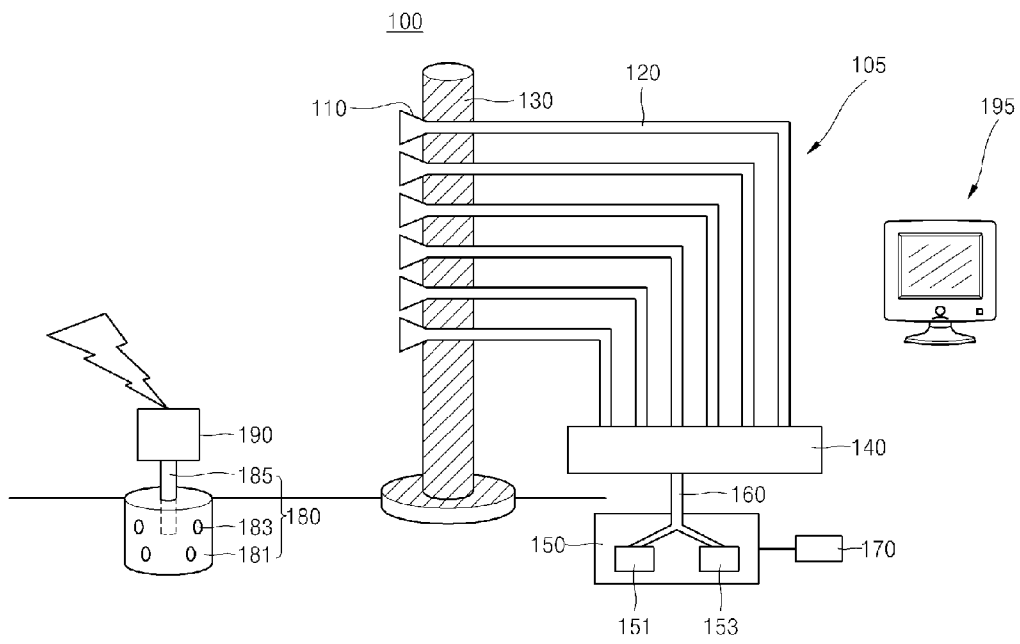


Fig.2

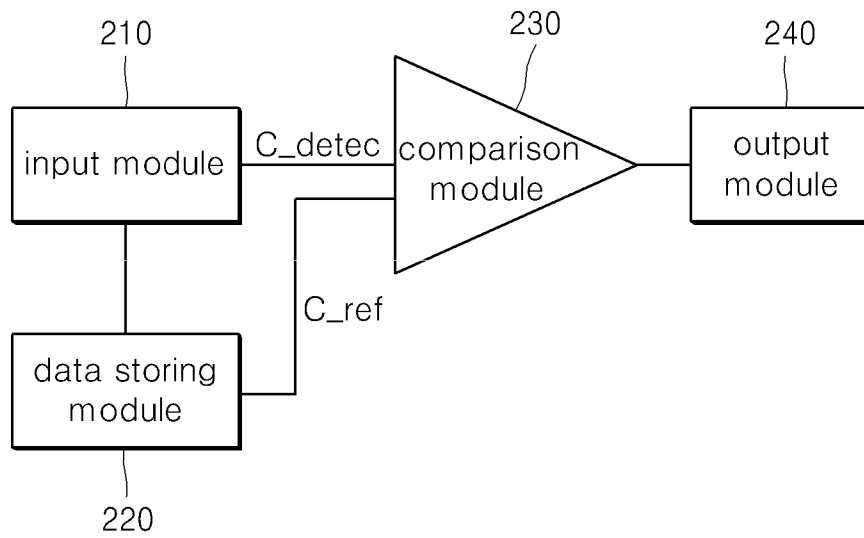


Fig.3

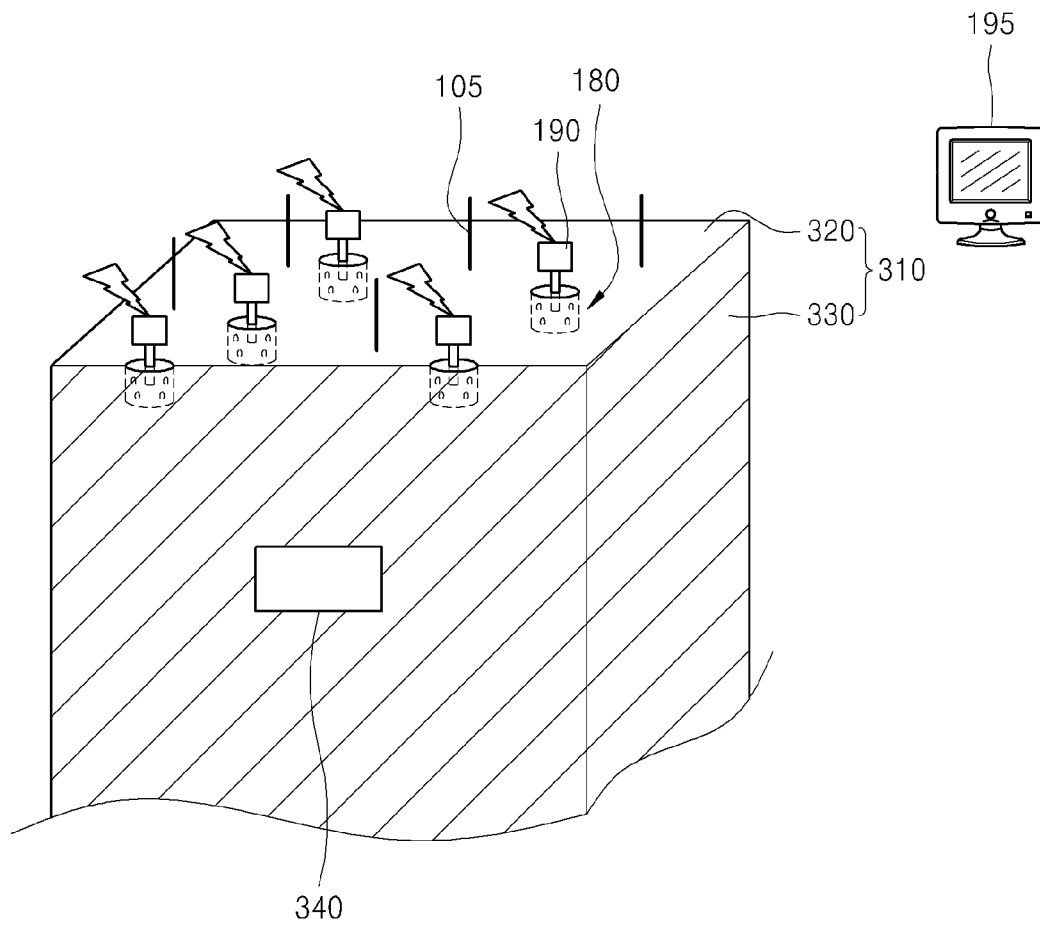
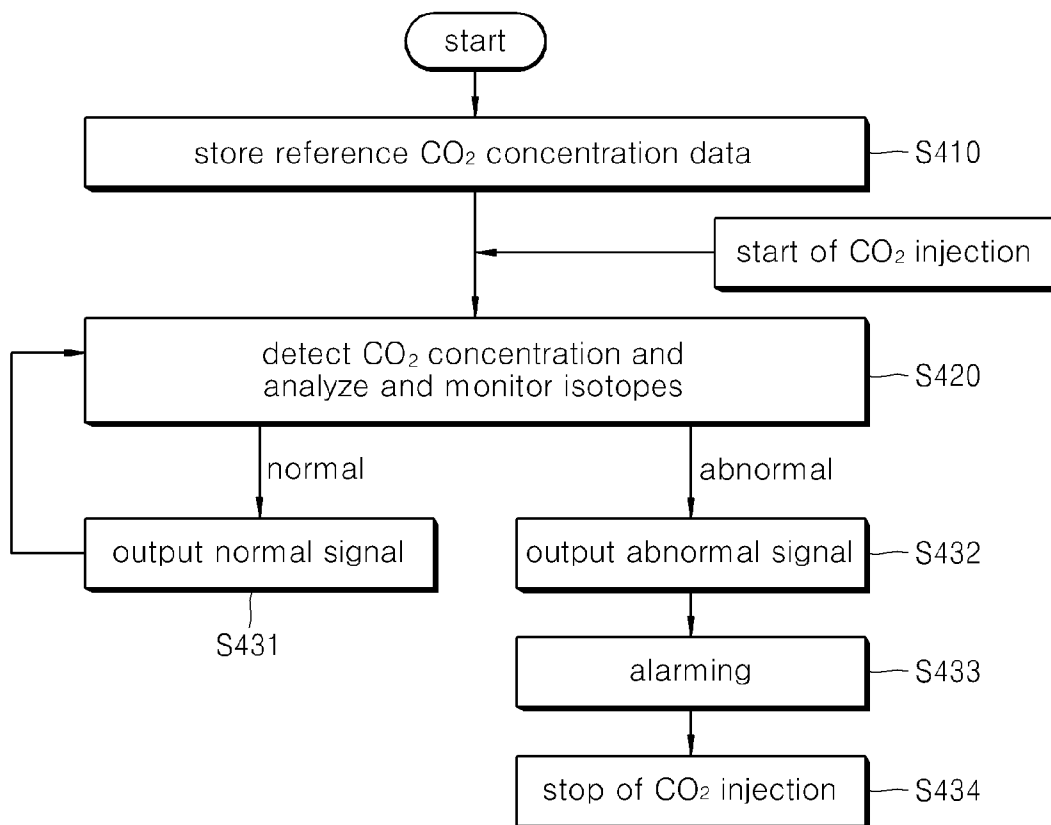


Fig.4



1

**SYSTEM AND METHOD FOR MONITORING
UNSATURATED ZONE GAS AND
NEAR-SURFACE ATMOSPHERE IN REAL
TIME BY USING ISOTOPE ANALYZER**

**CROSS-REFERENCE TO RELATED
APPLICATION**

This application claims the benefit under 35 U.S.C. §119 of Korean patent application no. 10-2012-0063846 filed on Jun. 14, 2012 in the Korean intellectual property office, the entirety of which disclosure is incorporated herein by reference.

BACKGROUND OF THE INVENTION

1. Field of the Invention

The present invention relates to a technology of monitoring unsaturated zone gas and near-surface atmosphere. In more particular, the present invention relates to a system and a method for monitoring unsaturated zone gas and near-surface atmosphere in real time by using an isotope analyzer.

2. Description of the Related Art

In these days, global warming resulting from greenhouse gas has become main issues all over the world. However, due to a current industrial structure based on fossil fuel, a great amount of carbon dioxide (CO₂) serving as a main factor of the greenhouse gas causing the global warming is emitted. Accordingly, in order to prevent the global warming, CO₂ discharged from manufacturers must be disposed of.

Recently, a carbon capture & storage (CCS) technology, which serves as a main technology to reduce greenhouse gas, has attracted the attention of all countries of the world as a realistic alternative that may reduce the greenhouse gas while maintaining the current economy based on fossil fuel. A geologic storage technology, which is a storage field of the CCS scheme, is a technology in which CO₂ is semipermanently stored at the depth of 800 m or more under the ground by capturing the CO₂ discharged from the manufacturers.

In order to realize the geologic storage technology, it is important to select a proper land and minimize the leakage of the CO₂. In addition, after the CO₂ has been injected, the monitoring of the CO₂ leakage to the ground surface resulting from various causes is important. If CO₂ leaks onto the ground surface, the accident related to human lives may occur, a natural environment may be harmed, and the stability of ground equipment may not be ensured.

Recently, applicable technologies of monitoring CO₂ include geophysical monitoring technologies such as elastic wave prospecting, electrical prospecting, gravity prospecting, and the measuring of the temperature and pressure in an injection stratum, a geochemical monitoring technology such as the measuring of the concentration of CO₂ on the ground surface or the concentration of CO₂ in the underground water, and a technology of monitoring the inner part of a borehole. However, a part of the technologies may not be individually applied due to low reliability. In addition, if all possible monitoring technologies are applied, cost may be excessively required.

Korean Registered Patent No. 10-0999030 (issued on Dec. 1, 2010) discloses "Method for detecting leakage of gas from underground gas storage by pressure monitoring and Underground gas storage system".

SUMMARY OF THE INVENTION

An object of the present invention is to provide a system and a method for monitoring unsaturated zone gas and near-

2

surface atmosphere in real time by using an isotope analyzer, in which the unsaturated zone gas and the near-surface atmosphere can be monitored with reliability in real time by using the isotope analyzer.

5 In order to accomplish the object of the present invention, according to one aspect of the present invention, there is provided a system for monitoring an unsaturated zone gas and a near-surface atmosphere. The system includes a near-surface atmosphere analyzer including a fixing member erected on a ground surface, a plurality of near-surface gas inlets fixed to the fixing member according to heights of the near-surface gas inlets, a plurality of gas transfer members communicating with the near-surface gas inlets, an analyzing member including an isotope analyzer, which analyzes an isotope of gas transferred through the gas transfer members, a channel connected to the gas transfer members and the analyzing member to select one gas transfer member and to supply gas transferred through the selected gas transfer member to the analyzing member, and a connection member connecting the channel to the analyzing member, a communication device transmitting components of the isotope output from the isotope analyzer, and a monitoring server outputting the components of the isotope transmitted from the communication device.

25 According to another aspect of the present invention, there is provided a method of monitoring an unsaturated zone gas and a near-surface atmosphere at a land under which CO₂ is stored. The method includes measuring concentration of CO₂ at an unsaturated zone in a land to be used to store CO₂ under a ground according to time slots in a CO₂ concentration detector, transmitting the concentration of CO₂ to a monitoring server through a communication device, analyzing information of the concentration of CO₂ at the unsaturated zone in the monitoring server, and storing a maximum of the concentration of CO₂, which is obtained from a nature, as a reference concentration of CO₂ at the unsaturated zone, before CO₂ is stored under the ground, analyzing isotopes of gas contained in a near-surface atmosphere in an isotope analyzer of a near-surface atmosphere analyzer, measuring the concentration of CO₂ at the unsaturated zone in the CO₂ concentration detector, and transmitting the concentration of CO₂ to the monitoring server through the communication device, after the storage of the CO₂ under the ground is started, and comparing the measured concentration of the CO₂ with the reference concentration of CO₂ in the monitoring server and outputting a normal signal or an abnormal signal.

As described above, according to a system and a method for monitoring unsaturated zone gas and near-surface atmosphere of the present invention, the concentration of CO₂ at the unsaturated zone gas and the near-surface atmosphere can be monitored in real time and the isotopes of the unsaturated zone gas and the near-surface atmosphere can be monitored by using an isotope analyzer, thereby economically observing the behavior of gas including CO₂ with reliability in real time.

55 If the system and the method for monitoring unsaturated zone gas and near-surface atmosphere of the present invention are applied to the monitoring of a land under which CO₂ is stored, the action according to the leakage of CO₂ stored under the ground can be rapidly performed, and the stability of ground equipment can be ensured.

BRIEF DESCRIPTION OF THE DRAWINGS

65 FIG. 1 is a schematic view showing a system for monitoring unsaturated zone gas, and the concentration of carbon dioxide and isotopes at the near-surface atmosphere according to the present invention;

3

FIG. 2 is a block diagram schematically showing a monitoring server of FIG. 1;

FIG. 3 is a view schematically showing a system for monitoring the concentration of carbon dioxide and isotopes at the land under which the carbon dioxide is stored according to the present invention; and

FIG. 4 is a flowchart showing a method of monitoring the unsaturated zone gas and the concentration of the carbon dioxide and the isotopes at the near-surface atmosphere according to one embodiment of the present invention.

DETAILED DESCRIPTION OF THE INVENTION

The advantages, the features, and schemes of achieving the advantages and features will be apparently comprehended by those skilled in the art based on the embodiments, which are detailed later in detail, together with accompanying drawings. The present invention is not limited to the following embodiments but includes various applications and modifications. The embodiments will make the disclosure of the present invention complete, and allow those skilled in the art to completely comprehend the scope of the present invention.

Hereinafter, a system and a method of monitoring unsaturated zone gas and near-surface atmosphere in real time by using an isotope analyzer according to the embodiment of the present invention will be described.

FIG. 1 is a schematic view showing a system 100 for monitoring unsaturated zone gas, and the concentration of carbon dioxide (CO₂) and isotopes at the near-surface atmosphere according to the present invention, and FIG. 2 is a block diagram schematically showing a monitoring server of FIG. 1.

Referring to FIG. 1, the system 100 for monitoring unsaturated zone gas, and the concentration of CO₂ and isotopes at the near-surface atmosphere mainly includes a near-surface atmosphere analyzer 105, a near-surface atmosphere communication device 170, an unsaturated zone CO₂ concentration detector 180, an unsaturated zone communication device 190, and a monitoring server 195.

The near-surface atmosphere analyzer 105 analyzes isotopes or the concentration of CO₂ at the near-surface atmosphere, and includes a near-surface atmosphere gas inlet 110, a gas transfer member 120, a fixing member 130, a channel 140, an analyzing member 150, and a connection member 160.

The near-surface atmosphere gas inlet 110 introduces gas including carbon dioxide (CO₂), methanol (CH₄), vapor (H₂O), sulfiding gas (SO_x), and hydrogen sulfide (H₂S) contained in near-surface atmosphere into the gas transfer member 120. The near-surface atmosphere gas inlet 110 may have the shape of a funnel, and may be fixed to the fixing member 130 having the shape of a column erected on the ground surface. In this case, the near-surface atmosphere refers to the ground surface and the atmosphere. The region of the near-surface atmosphere refers to a region within the range of about 2 m from the ground surface. If necessary, the near-surface atmosphere gas inlet 110 and the fixing member 130 may be installed at the near-surface atmosphere existing at the height of more than 2 m.

The gas transfer member 120 has the shape of a tube communicating with the near-surface atmosphere gas inlet 110 and transfers the gas introduced through the near-surface atmosphere gas inlet 110 to the channel 140. In this case, a portion of the gas transfer member 120 adjacent to the near-surface atmosphere gas inlet 110 may be fixed by the fixing member 130.

4

The gas transfer member 120 may include a tube having the whole length of 10 m or less, preferably, the whole length of about 1 m to 2 m in order to prevent gas, which has been introduced during the transfer process, from being denaturalized.

A plurality of near-surface gas inlets 110 and a plurality of gas transfer members 120 are formed at different heights from the ground surface.

The channel 140 is connected to the gas transfer members 120, selects one of the gas transfer members 120, and supplies gas, which is transferred through the selected gas transfer member 120, to the analyzing member 150 through the connection member 160. The channel 140 may supply gas transferred through one gas transfer member 120, which is selected in real time according to preset sequences, to the analyzing member 150.

The analyzing member 150 is connected to the channel 140 through the connection member 160 to analyze the gas supplied from the channel 140 through the connection member 160.

In detail, the analyzing member 150 may include a near-surface atmosphere CO₂ concentration measuring sensor 151 and an isotope analyzer 153.

The near-surface atmosphere CO₂ concentration measuring sensor 151 preferably includes a non dispersive infra-red (NDIR) sensor. The NDIR sensor is a sensor to measure the content of CO₂ contained in a gas sample acquired from the near-surface atmosphere, can be easily handled, and can improve the accuracy of the measurement.

The isotope analyzer 153 analyzes isotopes in a gas sample including at least one of CO₂, CH₄, H₂O, SO_x, and H₂S contained in the near-surface atmosphere. The isotope analyzer 153 may employ one of a wavelength-scanned cavity ring down spectroscopy (WS-CRDS) scheme and an integrated cavity output spectroscopy (ICOS) scheme.

When analyzing the isotopes of the gas contained in the near-surface atmosphere by using the isotope analyzer 153, the cost is more reduced, and the behavior of the gas can be observed in more detail by analyzing the isotopes of the gas such as CO₂, CH₄, H₂O, SO_x, and H₂S contained in the near-surface atmosphere in real time.

In particular, when both of the isotope analyzer 153 and the near-surface atmosphere CO₂ concentration measuring sensor 151 are employed, the behavior of the gas, especially, CO₂ contained in the near-surface atmosphere can be observed with reliability in real time.

The near-surface atmosphere communication device 170 is connected to the analyzing member 150 to transmit the information of the CO₂ concentration of the near-surface atmosphere, which is output from the near-surface atmosphere CO₂ concentration measuring sensor 151, and the information of the components of the isotopes, which is output from the isotope analyzer 153, to the monitoring server 195 through wired communication or wireless communication.

The unsaturated zone CO₂ concentration detector 180 includes a chamber 181, an unsaturated zone gas inlet 183, and an unsaturated zone CO₂ concentration measuring sensor 185.

The chamber 181 includes stainless steel, and is buried in the unsaturated zone under the ground surface. The chamber 181 has the shape of a tub such as a cylindrical tub or a rectangular tub. The chamber 181 is provided in the floor thereof with drain holes (not shown) to naturally drain underground water or soil water by gravity when the underground water or the soil water is introduced into the chamber 181. In this case, the unsaturated zone refers to an upper layer of the surface of the underground water, and, generally, refers to a

layer in which rocks and soils are distributed in the uncemented state and gas (oxygen (O₂), nitrogen (N₂), and carbon dioxide (CO₂)) and moisture exist in the soil together. The unsaturated zone may be located in the range of about 50 cm to about 100 cm downward from the ground surface.

At least one unsaturated zone gas inlet **183** is formed at a lateral side of the chamber **181** in the shape of a mesh, so that the gas around the unsaturated zone is introduced into the chamber **181**.

The unsaturated zone CO₂ concentration measuring sensor **185** is formed through an upper portion of the chamber **181** to measure the concentration of CO₂ contained in the gas of the chamber **181**. In this case, the unsaturated zone CO₂ concentration measuring sensor **185** preferably includes an NDIR sensor which can be easily handled and can enhance the accuracy of the measurement.

However, when the NDIR sensor is installed in the soil, the content of gas in the air gap of the soil is heterogeneous, so that the CO₂ concentration may be imperfectly measured. Therefore, according to the present invention, the chamber **181** to collect the predetermined quantity of gas is installed in the soil and the CO₂ concentration is measured with respect to gas, which is captured in the chamber **181** and averagely distributed, by using the NDIR sensor.

Meanwhile, the NDIR sensor for measuring the unsaturated zone CO₂ concentration may be connected to the analyzing member **150** for measuring the gas concentration of the near-surface atmosphere to measure isotopes existing in the near-surface atmosphere or isotopes of the gas existing in the unsaturated zone by using the isotope analyzer **153**. In this case, the behavior of the gas such as CO₂, CH₄, H₂O, SO_x, and H₂S contained in the near-surface atmosphere can be observed in detail in real time.

Once CO₂ leaks onto the ground surface, the CO₂ is mixed with the atmosphere on the ground surface so that the CO₂ is rapidly moved. Accordingly, it is difficult to determine the operation of facilities on the ground by rapidly detecting the concentration of the CO₂ and determining the leakage of the CO₂. The concentration of the CO₂ must be monitored in the unsaturated zone before the CO₂ leaks onto the ground surface.

The unsaturated zone communication device **190** is connected to the unsaturated zone CO₂ concentration measuring sensor **185** to transmit information of the CO₂ concentration output from the unsaturated zone CO₂ concentration measuring sensor **185** to the monitoring server **195** through a wired communication scheme or a wireless communication scheme.

Meanwhile, the monitoring server **195** stores reference CO₂ concentration provided at the unsaturated zone and the near-surface atmosphere according to time slots. In addition, the monitoring server **195** compares the measured CO₂ concentration C_{detect}, which is transmitted from the communication devices **17** and **190** for the near-surface atmosphere and the unsaturated zone, with the reference CO₂ concentration C_{ref} of each time slot which has been previously stored and outputs a normal signal or an abnormal signal through a monitor or a printer. In addition, the monitoring server **195** can directly output the measured CO₂ concentration and store the information of the measured CO₂ concentration in a storage space.

The monitoring server **195** compares the measured CO₂ concentration C_{detect}, which is transmitted, with the reference CO₂ concentration C_{ref} corresponding to a time slot in which the CO₂ concentration is measured. The monitoring

server **195** may generate an abnormal signal if the measured CO₂ concentration C_{detect} is greater than the reference CO₂ concentration C_{ref}.

In this case, the monitoring server **195** may generate the abnormal signal when the measured CO₂ concentration C_{detect} is greater than or equal to a value obtained by adding a specific numeric value α to the reference CO₂ concentration C_{ref} (C_{detect} ≥ C_{ref} + α).

In addition, the monitoring server **195** may generate the abnormal signal when the measured CO₂ concentration C_{detect} is greater than or equal to a value obtained by multiplying a specific ratio $\beta\%$ (β is a value greater than 1) to the reference CO₂ concentration C_{ref} (C_{detect} ≥ $\beta \times C_{ref}$).

In order to perform the above operation, as shown in FIG. **2**, the monitoring server **195** may include an input module **210**, a data storing module **220**, a comparison module **230**, and an output module **240**.

The input module **210** receives the information of the measured CO₂ concentration C_{detect} from the near-surface atmosphere communication device **170** and the unsaturated zone communication device **190**. The data storing module **220** stores the reference CO₂ concentration C_{ref} for each time slot.

The comparison module **230** receives the measured CO₂ concentration C_{detect} from the input module **210** and receives the reference CO₂ concentration C_{ref} from the data storing module **220** to compare the measured CO₂ concentration C_{detect} with the reference CO₂ concentration C_{ref}, thereby outputting a result signal expressed as "0" and "1" or "LOW" and "HIGH".

The output module **240** may output the normal signal or the abnormal signal to an output device such as a monitor or a printer according to the result signal.

Meanwhile, the monitoring server **195** may be connected to an alarm device (not shown). The alarm device sounds a warning such as a siren or an alarm in response to the abnormal signal of the monitoring server **195** so that a manager or a worker can recognize the leakage of CO₂.

Although FIG. **1** shows only the system **100** for monitoring unsaturated zone gas, and the concentration of CO₂ and isotopes at the near-surface atmosphere for the purpose of explanation, the present invention is naturally applicable to the monitoring of the CO₂ concentration and the isotopes at the near-surface atmosphere without the unsaturated zone CO₂ concentration detector **180** and the unsaturated zone communication device **190**.

FIG. **3** is a view schematically showing a system for monitoring the CO₂ concentration and isotopes at the land under which the CO₂ is stored according to the present invention.

Referring to FIG. **3**, the system shown in FIG. **3** for monitoring the CO₂ concentration and isotopes at the land under which the CO₂ is stored includes a plurality of near-surface atmosphere analyzers **105** installed on a ground surface **320** of a CO₂ storing land **310** under which CO₂ is stored, a plurality of unsaturated zone CO₂ concentration detectors **180** buried in the unsaturated zone of an underground soil layer **330** at the CO₂ storing land **310**, a plurality of near-surface atmosphere communication devices (not shown) connected to the near-surface atmosphere analyzers **105**, a plurality of unsaturated zone communication devices **190** connected to the unsaturated zone CO₂ concentration detectors **180**, and the monitoring server **195**.

The CO₂ storing land **310** is provided therein with an underground CO₂ reservoir **340** which is located at a deep part of the underground soil layer **330**, that is, at a region of about 800 m of the underground soil layer **330** to capture and store CO₂ which has been discharged from manufacturers.

In this case, the near-surface atmosphere analyzers **105** are arranged on the ground surface **320** of the CO₂ storing land **310** perpendicularly to the underground CO₂ reservoir **340**. The unsaturated zone CO₂ concentration detectors **180** are arranged in an unsaturated zone provided on the underground soil layer **330** perpendicularly to the underground CO₂ reservoir **340**. In addition, since the CO₂ may be discharged to the peripheral portion of the CO₂ storing land **310**, the near-surface atmosphere analyzers **105** and the unsaturated zone CO₂ concentration detectors **180** are preferably provided at a surrounding land as well as the CO₂ storing land **310**.

Meanwhile, CO₂ transient storage facilities, pressurizing facilities, temperature boosting facilities, and injection facilities may be provided on the CO₂ storing land **310**.

Since the near-surface atmosphere analyzer **105**, the unsaturated zone CO₂ concentration detector **180**, the near-surface atmosphere communication device **170**, the unsaturated zone communication device **190**, and the monitoring server **195** have the structures the same as those of FIG. **1**, the details thereof will be omitted.

When the near-surface atmosphere analyzers **105** and the unsaturated zone CO₂ concentration detectors **180** are applicable to the CO₂ storing land **310**, the isotopes at the unsaturated zone and the near-surface atmosphere can be monitored in real time together with the unsaturated zone gas and the CO₂ concentration of the near-surface atmosphere, so that the behavior of the CO₂ can be observed with reliability. Therefore, when CO₂ stored under the ground leaks, the action according to the leakage of CO₂ can be instantly performed.

As described above, the system for monitoring the CO₂ concentration and isotopes at the land under which the CO₂ is stored, which has mainly monitored only an injection stratum of the CO₂ storing land **310**, can monitor the unsaturated zone and the near-surface atmosphere of the CO₂ storing land **310**. In addition, as the leakage state of CO₂, which has been stored under the ground, can be economically monitored in real time with reliability by using an isotope analyzer and the CO₂ concentration measuring sensor, the action according to the leakage of CO₂ can be rapidly performed, and the stability of ground equipment can be ensured.

FIG. **4** is a flowchart showing a method of monitoring the unsaturated zone gas and the concentration of the CO₂ and the isotopes at the near-surface atmosphere according to one embodiment of the present invention.

Referring to FIG. **4**, the method of monitoring the unsaturated zone gas and the concentration of the CO₂ and the isotopes at the near-surface atmosphere includes a step of storing reference CO₂ concentration data (**S410**), a step of detecting CO₂ concentration, and analyzing and monitoring isotopes (**S420**), and a step of outputting a result signal (**S431** and **S432**).

According to the step of storing the reference CO₂ concentration data (**S410**), before CO₂ is stored under the ground, the concentration of CO₂ existing at the unsaturated zone and the concentration of CO₂ existing at the near-surface atmosphere are measured according to time slots, transferred to the monitoring server through the communication device, and analyzing the information of the unsaturated zone gas and the concentration of CO₂ existing at the near-surface atmosphere, thereby storing the maximum concentration of CO₂, which can be obtained from the nature, as the reference CO₂ concentration.

The concentration of CO₂ existing at the unsaturated zone is measured by using the unsaturated zone CO₂ concentration detector **180** buried in the unsaturated zone under the ground surface as shown in FIG. **1**. The concentration of CO₂ existing

at the near-surface atmosphere is measured by using the near-surface atmosphere CO₂ concentration measuring sensor **151** of the near-surface atmosphere analyzer **105** erected on the ground surface as shown in FIG. **1**.

The reasons that the reference CO₂ concentration is previously stored are as follows. The concentration of the CO₂ existing at the unsaturated zone is frequently varied according to the biological activity made in the soil, a physical-chemical phenomenon exerting an influence on the biological activity, a season, day and night, and other physical-chemical conditions. In addition, the concentration of the CO₂ existing at the near-surface atmosphere is frequently varied according to day and night and other physical-chemical conditions. Therefore, the generalization of the concentration of the CO₂ existing at the unsaturated zone and the near-surface atmosphere is very difficult. Therefore, reference concentration of CO₂ obtained from the nature is previously detected by measuring the concentration of CO₂ existing at a specific position in the unit of time for at least one year in order to determine the leakage state of the injected CO₂ and then the action for the leakage of the CO₂ is required when an abnormal value beyond the reference concentration is measured.

According to the step of detecting CO₂ concentration, and analyzing and monitoring isotopes (**S420**), after starting the storage of CO₂ under the ground, the concentration of the CO₂ contained in the unsaturated zone gas is measured by the unsaturated zone CO₂ concentration detector **180** shown in FIG. **1**, and the concentration of the CO₂ existing at the near-surface atmosphere is measured by the near-surface atmosphere analyzer **105** erected on the ground surface. Then, the concentration of the CO₂ existing at the unsaturated zone gas and the near-surface atmosphere is transmitted to the monitoring server **195** through the near-surface atmosphere communication device **170** and the unsaturated zone communication device **190**. The concentration of the CO₂ measured at each of the unsaturated zone gas and the near-surface atmosphere is compared with the reference CO₂ concentration at each of the unsaturated zone gas and the near-surface atmosphere.

In addition, the isotope analyzer **153** of the near-surface atmosphere analyzer **105** shown in FIG. **1** analyzes the isotopes existing near-surface atmosphere gas including at least one of CO₂, CH₄, H₂O, SO_x, and H₂S and transmits the information of the isotopes to the monitoring server **195** through the communication device **170** shown in FIG. **1**.

In addition, the unsaturated zone CO₂ concentration measuring sensor **185**, for example, the NDIR sensor is connected to the analyzing member **150** of the near-surface atmosphere analyzer **105** to measure the isotopes of the unsaturated zone or the isotopes of the unsaturated zone gas by using the isotope analyzer **153**, and to transmit the information of the isotopes to the monitoring server **195** through the communication device **170** of FIG. **1**.

According to the step of outputting the result signal (**S431** and **S432**), the monitoring server **195** outputs a normal signal or an abnormal signal by using the comparison result of the measured CO₂ concentration and the reference CO₂ concentration. The monitoring server compares the measured CO₂ concentration with the reference CO₂ concentration. Accordingly, the monitoring server may generate the abnormal signal if the measured CO₂ concentration is greater than or equal to the sum of a predetermined value of the reference CO₂ concentration or a value obtained by multiplying a specific numeric value or a specific ratio to the reference CO₂ concentration.

If the abnormal signal is output from the monitoring server, a step S433 of outputting an alarm is additionally provided, so that the injection of CO₂ can be stopped (step S434).

As described above, according to the method of monitoring the unsaturated zone gas and the concentration of the CO₂ and the isotopes at the near-surface atmosphere, in the state that the reference CO₂ concentration is measured at the unsaturated zone and the near-surface atmosphere according to the time slots and stored before CO₂ is stored under the ground, the reference CO₂ concentration is compared with the CO₂ concentration which is detected at the unsaturated zone and the near-surface atmosphere in real time, thereby easily distinguishing the variation of the CO₂ concentration according to the variation of environments from the variation of the CO₂ concentration caused by the leakage of the CO₂ stored under the ground.

In addition, as well as the measurement of CO₂ concentration, isotopes of gas contained in the unsaturated zone gas and the near-surface atmosphere are analyzed in real time by using an isotope analyzer, thereby economically monitoring the leakage state of CO₂ stored under the ground with reliability in real time, so that the action according to the leakage of CO₂ can be rapidly performed, and the stability of ground equipment can be ensured.

Although a preferred embodiment of the present invention has been described for illustrative purposes, those skilled in the art will appreciate that various modifications, additions and substitutions are possible, without departing from the scope and spirit of the invention as disclosed in the accompanying claims.

What is claimed is:

1. A system for monitoring an unsaturated zone gas and a near-surface atmosphere, the system comprising:

- a near-surface atmosphere analyzer including a fixing member erected on a ground surface, a plurality of near-surface gas inlets fixed to the fixing member according to heights of the near-surface gas inlets, a plurality of gas transfer members communicating with the near-surface gas inlets, an analyzing member including an isotope analyzer, which analyzes an isotope of gas transferred through the gas transfer members, a channel connected to the gas transfer members and the analyzing member to select one gas transfer member and to supply gas transferred through the selected gas transfer member to the analyzing member, and a connection member connecting the channel to the analyzing member;
- a communication device transmitting components of the isotope output from the isotope analyzer; and
- a monitoring server outputting the components of the isotope transmitted from the communication device.

2. The system of claim 1, wherein the gas includes at least one of carbon dioxide (CO₂), methanol (CH₄), vapor (H₂O), sulfiding gas (SO_x), and hydrogen sulfide (H₂S).

3. The system of claim 1, wherein the isotope analyzer employs one of a wavelength-scanned cavity ring down spectroscopy (WS-CRDS) scheme and an integrated cavity output spectroscopy (ICOS) scheme that allow the isotopes to be analyzed in real time.

4. The system of claim 3, further comprising an unsaturated zone CO₂ concentration detector buried in an unsaturated zone under the ground surface and including a chamber having a shape of a tub, a gas inlet formed at a lateral side of the chamber, and an unsaturated CO₂ concentration measuring sensor provided through an upper portion of the chamber to measure concentration of CO₂ contained in gas of the chamber.

5. The system of claim 4, wherein the monitoring server compares the measured concentration of the CO₂, which is transmitted from each of the near-surface atmosphere CO₂ concentration measuring sensor and the unsaturated zone CO₂ concentration measuring sensor, with reference CO₂ concentration and generates an abnormal signal if the measured concentration of the CO₂ is greater than the reference CO₂ concentration by a predetermined value or greater than a specific numeric value or a specific ratio.

6. The system of claim 5, wherein the monitoring server includes an alarm device to output an alarm in response to the abnormal signal.

7. The system of claim 5, wherein the near-surface atmosphere CO₂ concentration measuring sensor and the unsaturated zone CO₂ concentration measuring sensor include a non dispersive infra-red (NDIR) sensor.

8. The system of claim 7, wherein the unsaturated zone CO₂ concentration measuring sensor is connected to the analyzing member.

9. The system of claim 1, wherein the analyzing member further includes a near-surface atmosphere CO₂ concentration measuring sensor to measure concentration of CO₂ contained in a near-surface atmosphere gas supplied through the channel.

10. The system of claim 9, wherein the near-surface atmosphere CO₂ concentration measuring sensor and the unsaturated zone CO₂ concentration measuring sensor include a non dispersive infra-red (NDIR) sensor.

11. The system of claim 10, wherein the unsaturated zone CO₂ concentration measuring sensor is connected to the analyzing member.

12. The system of claim 1, wherein the system is applied to a land under which CO₂ is stored.

13. A method of monitoring an unsaturated zone gas and a near-surface atmosphere at a land under which CO₂ is stored, the method comprising:

- (a) measuring concentration of CO₂ at an unsaturated zone in a land to be used to store CO₂ under a ground according to time slots in a CO₂ concentration detector, transmitting the concentration of CO₂ to a monitoring server through a communication device, analyzing information of the concentration of CO₂ at the unsaturated zone in the monitoring server, and storing a maximum of the concentration of CO₂, which is obtained from a nature, as a reference concentration of CO₂ at the unsaturated zone, before CO₂ is stored under the ground;
- (b) analyzing isotopes of gas contained in a near-surface atmosphere in an isotope analyzer of a near-surface atmosphere analyzer, measuring the concentration of CO₂ at the unsaturated zone in the CO₂ concentration detector, and transmitting the concentration of CO₂ to the monitoring server through the communication device, after the storage of the CO₂ under the ground is started; and
- (c) comparing the measured concentration of the CO₂ with the reference concentration of CO₂ in the monitoring server and outputting a normal signal or an abnormal signal.

14. The method of claim 13, wherein step (a) includes measuring concentration of CO₂ at a near-surface atmosphere in the land to be used to store CO₂ under the ground according to time slots in a near-surface atmosphere CO₂ concentration measuring sensor of a near-surface atmosphere analyzer, transmitting the concentration of CO₂ to the monitoring server through the communication device, analyzing information of the concentration of CO₂ at the near-surface atmosphere in the monitoring server, and storing a maximum of the

concentration of CO₂, which is obtained from the nature, as a reference concentration of CO₂ at the near-surface atmosphere.

15. The method of claim 14, wherein step (b) includes measuring the concentration of CO₂ at the near-surface atmosphere in the near-surface atmosphere CO₂ concentration measuring sensor and transmitting the concentration of CO₂ at the near-surface atmosphere to the monitoring server through the communication device.

16. The method of claim 13, wherein step (b) includes connecting the unsaturated zone CO₂ concentration measuring sensor of a CO₂ concentration detector to an analyzing member of the near-surface atmosphere analyzer, measuring isotopes at the unsaturated zone or isotopes of unsaturated zone gas by using the isotope analyzer, and transmitting information of the isotopes to the monitoring server through the communication device.

* * * * *